



PFI MEGA LIFE

PFI MEGA LIFE FIXED INCOME FUND

FIXED INCOME UNIT LINK

Bloomberg Link: <https://www.bloomberg.com/quote/MPLFIID:IJ>

January 31, 2023

Investment Objectives

Obtain a stable and sustainable investment value growth by trying to maintain investment value, through investment in fixed income securities (Government Securities or fixed income mutual funds with Government Securities as underlying) and money market securities.

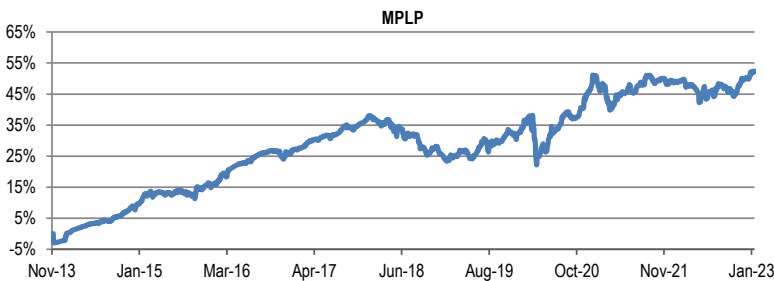
About PFI Mega Life

Established in 2011, PT PFI Mega Life Insurance is a newly structured joint venture life insurance company which combines the global expertise of Prudential Financial Inc with the local market network of CT Corpora. PFI Mega Life offers an array of life insurance products which cater to a wide range of customers, from large entities to individuals.

Debt Securities Top Holdings in Portfolio (Alphabetical Order)

No	Name	Investment Type - Sector	Related Party
1	FR0071	Government Bond	No
2	FR0081	Government Bond	No
3	FR0082	Government Bond	No
4	FR0083	Government Bond	No
5	FR0091	Government Bond	No

Since Inception Performance



Investment Risks

- Risk of deteriorating economic and political conditions.
- Risk of dissolution and liquidation.
- Risk of decrease in investment value.
- Risk of liquidity.

Unit Link Monthly Performance For The Last 12 Months

Period	Feb 22	Mar 22	Apr 22	May 22	Jun 22	Jul 22	Aug 22	Sep 22	Oct 22	Nov 22	Dec 22	Jan 23
Return	0.46%	-1.32%	-0.85%	-0.52%	0.05%	0.67%	0.71%	-1.48%	-0.56%	3.14%	0.53%	1.47%

Unit Link Annual Performance For The Last 5 Years

Period	FY 2018	FY 2019	FY 2020	FY 2021	FY 2022
Return	-8.34%	5.68%	13.76%	-0.81%	0.49%

Historical Performance

	1 Month	3 Months	6 Months	YTD	1 Year	3 Year	5 Year	Since Inception
PFI Mega Life Fixed Income Fund (MPLP)*	1.47%	5.21%	3.81%	1.47%	2.24%	12.21%	11.12%	52.40%
Peer Group Index**	0.61%	3.10%	2.48%	0.61%	2.04%	11.76%	20.47%	60.98%
Peer Group Index Alpha	0.86%	2.11%	1.33%	0.86%	0.20%	0.45%	-9.35%	-8.58%
Benchmark***	1.46%	5.44%	5.01%	1.46%	4.83%	23.13%	38.79%	115.55%
Benchmark Alpha	0.02%	-0.23%	-1.20%	0.02%	-2.59%	-10.92%	-27.66%	-63.15%

Notes: *. Old: Mega Prima Link Protected Fund; **. Fixed Income Fund Index (FIFI); ***. 90% INDOBeXG-TR + 10% IDR 1 Month TD Rate Net.

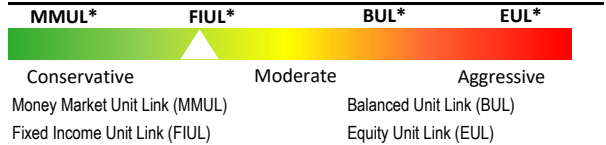
Disclaimer:

This report is prepared by PT PFI Mega Life Insurance for informational purposes only and can not be used or used as a basis for offering or selling. This report is based on the circumstances that have occurred and has been carefully prepared by PT PFI Mega Life Insurance even though PT PFI Mega Life Insurance does not guarantee the accuracy or completeness of the report. PT PFI Mega Life Insurance and its officers or employees shall not be liable for any direct or indirect losses arising from any use of this report. THE PAST PERFORMANCE DOES NOT REFLECT THE FUTURE PERFORMANCE. The prospective Investors must understand the risks of investing in Unit Link (Capital Market), therefore prospective Investors must read and understand the contents of Policy/Brochure before deciding to invest.

Investment Policy

Fixed Income / Fixed Income Mutual Funds	80% - 100%
Money Market	0% - 20%

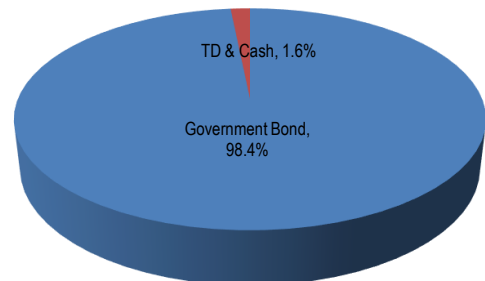
Risk Profile



Unit Link Information

Inception Date	November 14, 2013	
Investment Manager	Ashmore Indonesia	
Assets Under Management	188,175,370,044	
Total Unit Issued	123,474,467	
Custodian Bank	CIMB Niaga	
NAV/Unit as of	November 14, 2013	1,000.00
NAV/Unit as of	January 31, 2023	1,524.00
Valuation Period	Daily	
Currency	Rupiah	
Management Fee Max.	2.85% p.a.	
Custodian Fee Max.	0.15% p.a.	

Assets Allocation



PT PFI MEGA LIFE INSURANCE

Head Office : GKM Green Tower Lt. 17. Jl. T.B. Simatupang Kav. 89G, Pasar Minggu, Jakarta Selatan 12520. Phone: +62 21 50812100, www.pfimegalife.co.id.

